

P-CELL MODEL NUMBER	NOMINAL SIZE	ACTUAL DIMENSION				
		"A"	"B"	"C"	"D"	"E"
89055. __2424__	24 X 24 X 12	23 3/8"	23 3/8"	21 3/4"	21 3/4"	5 7/8" OR 11 1/2"
89055. __1224__	12 X 24 X 12	11 3/8"	23 3/8"	9 3/4"	21 3/4"	5 7/8" OR 11 1/2"
89055. __2024__	20 X 24 X 12	19 3/8"	23 3/8"	17 3/4"	21 3/4"	5 7/8" OR 11 1/2"



FILTER STYLE

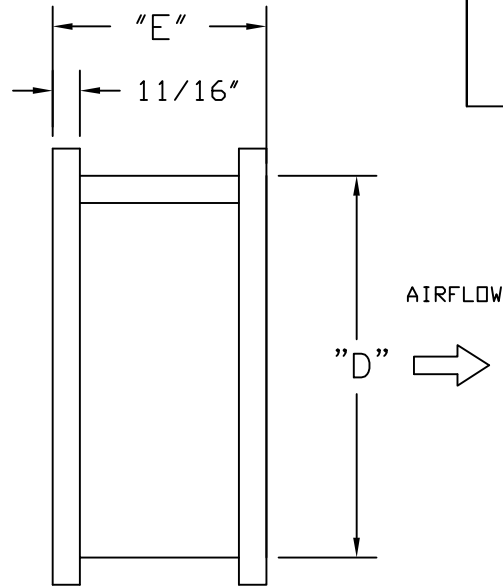
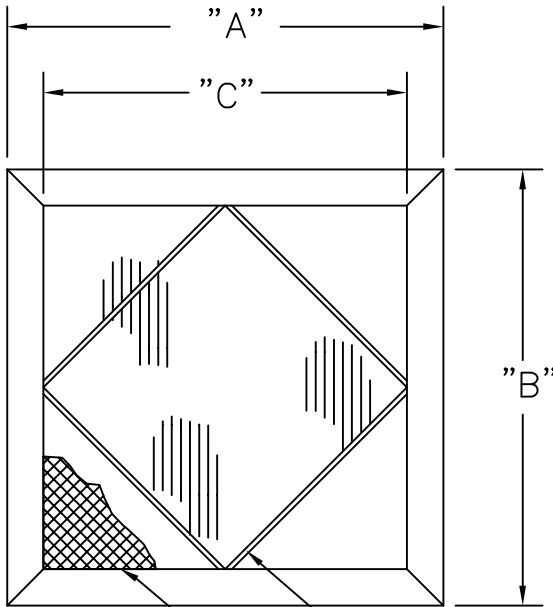
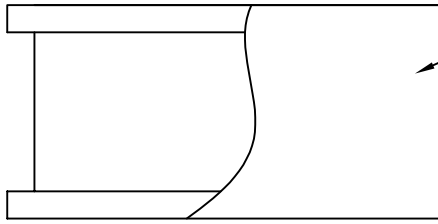
- BOX STYLE - 1
- SINGLE HEADER - 1H
- DOUBLE HEADER - 1DH

'06" DEPTH = 5 7/8"

AIR FLOW CAPACITY (CFM)	INITIAL RES. IN. W. G.
1000	.45
500	.45
850	.45

'12" DEPTH = 11 1/2"

AIR FLOW CAPACITY (CFM)	INITIAL RES. IN. W. G.
2000	.60
1000	.60
1700	.60



ALUMINIZED DIAGONAL SUPPORTS AS REQUIRED

ALUMINIZED FACEGUARD

- FU - UPSTREAM
- FD - DOWNSTREAM
- FUD - BOTH SIDES

NOTES:

1. MEDIA-WATER RESISTANT WET LAID FIBERGLASS.
2. FILTER TO BE RATED AT 90%-95% EFFICIENCY IN ACCORDANCE WITH ASHRAE STANDARD 52.1-92.
3. FRAME 24 GA. GALVANIZED
4. FACEGUARD: 20 GA. ALUMINIZED FLATTENED EXPANDED STEEL.

** OPTIONS: GU=GASKET UPSTREAM
GD=GASKET DOWNSTREAM
GUD=GASKET BOTH SIDES



TITLE: PRECISIONCELL 90%-95%
STD CAP., UL 900 CLASS 1

 FLANDERS PRECISIONAIRE	DRAWING NO.	REV.
	P-CELL90-95%	